

## TECNICAS REUNIDAS S.A. FUTURE (T5RF) - EUX/202612

2024/07/11 19:04:36

Price  
**12.6859** EURDifference  0.59% (0.07)

## General attributes

|               |                                       |
|---------------|---------------------------------------|
| Symbol        | T5RFZ26                               |
| Exchange      | Eurex                                 |
| Currency      | EUR                                   |
| Security type | Future                                |
| Underlying    | T <small>EC</small> NICAS REUNIDAS SA |
| Maturity      | 12-2026                               |
| Contract size | 100                                   |

## Market data

|                         |                                       |
|-------------------------|---------------------------------------|
| Bid (Bid size)          | - EUR (-)                             |
| Ask (Ask size)          | - EUR (-)                             |
| Open                    | 12.6859 EUR                           |
| High                    | 12.6859 EUR                           |
| Low                     | 12.6859 EUR                           |
| Close (prev. day)       | 12.611 EUR                            |
| Underlying              | T <small>EC</small> NICAS REUNIDAS SA |
| Underlying price (date) | 12.39 (24/07/11)                      |
| Settlement price (date) | 12.69 (24/07/11)                      |
| Open Interest           | 0                                     |

## Performance and Risk

|             | 6m      | 1Y | 3Y |
|-------------|---------|----|----|
| Perf (%)    | +76.35% | -  | -  |
| Perf (abs.) | +5.49   | -  | -  |
| Beta        | -       | -  | -  |
| Volatility  | 51.31   | -  | -  |

## Futures and Options

|                 |   |
|-----------------|---|
| Related Futures | - |
| Related Options | - |












Information about previous performance does not guarantee future performance.  
Source: FactSet

## Price data

|   |                          |
|---|--------------------------|
| Ø price 5 days   Ø volume 5 days (pcs.)     | 12.4844 EUR (0)          |
| Ø price 30 days   Ø volume 30 days (pcs.)   | 12.4683 EUR (0)          |
| Ø price 100 days   Ø volume 100 days (pcs.) | 9.6320 EUR (0)           |
| Ø price 250 days   Ø volume 250 days (pcs.) | - EUR (-)                |
| YTD High   date                             | 13.1075 EUR (2024/07/02) |
| YTD Low   date                              | 6.5113 EUR (2024/03/12)  |
| 52 Weeks High   date                        | - EUR (-)                |
| 52 Weeks Low   date                         | - EUR (-)                |

## Recent Research

| on sector  |   | on market             |   |
|------------|---|-----------------------|---|
| Date       |   | Headline              | Download  |
| 2024/07/12 |  | Global Equity Ratings |  |
| 2024/06/21 |  | Global Equity Ratings |  |
| 2024/06/14 |  | Global Equity Ratings |  |
| 2024/05/29 |  | Global Equity Ratings |  |
| 2024/04/26 |  | Global Equity Ratings |  |