

BEIERSDORF AG FUTURE (BEIG) - EUX/202612

2024/07/16 18:49:58

Price
145.9172 EURDifference  -0.78% (-1.15)

General attributes

Symbol	BEIGZ26
Exchange	Eurex
Currency	EUR
Security type	Future
Underlying	BEIERSDORF AG
Maturity	12-2026
Contract size	100

Market data

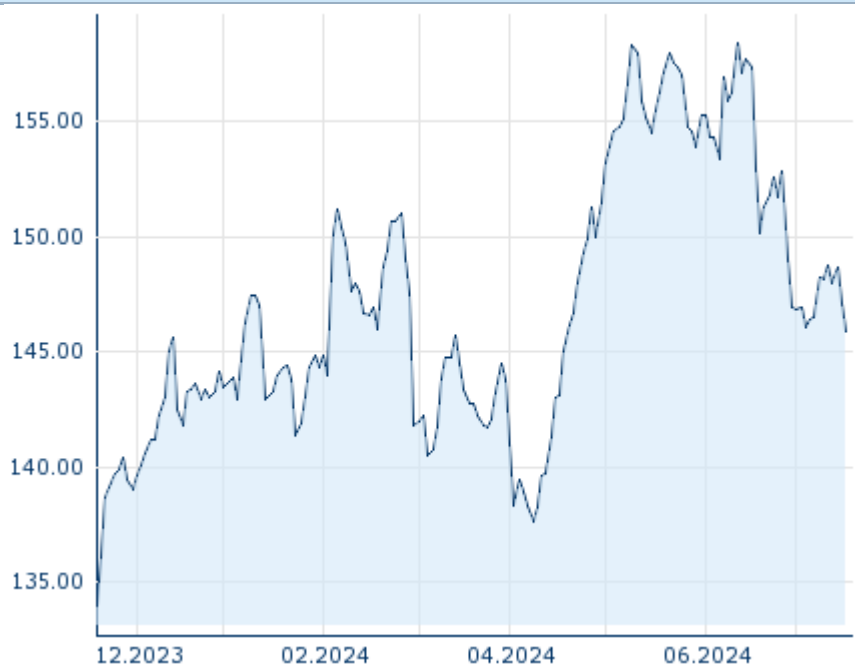
Bid (Bid size)	- EUR (-)
Ask (Ask size)	- EUR (-)
Open	145.9172 EUR
High	145.9172 EUR
Low	145.9172 EUR
Close (prev. day)	147.0684 EUR
Underlying	BEIERSDORF AG
Underlying price (date)	137.10 (24/07/17)
Settlement price (date)	145.92 (24/07/16)
Open Interest	0

Performance and Risk

	6m	1Y	3Y
Perf (%)	+1.97%	-	-
Perf (abs.)	+2.82	-	-
Beta	-	-	-
Volatility	15.93	-	-

Futures and Options

Related Futures	-
Related Options	-












5Y

Price data

Ø price 5 days Ø volume 5 days (pcs.)	147.6699 EUR (0)
Ø price 30 days Ø volume 30 days (pcs.)	151.1225 EUR (0)
Ø price 100 days Ø volume 100 days (pcs.)	148.8473 EUR (0)
Ø price 250 days Ø volume 250 days (pcs.)	- EUR (-)
YTD High date	158.3885 EUR (2024/06/12)
YTD Low date	137.6463 EUR (2024/04/09)
52 Weeks High date	- EUR (-)
52 Weeks Low date	- EUR (-)

Recent Research

on underlying on sector on market			
Date		Headline	Download
2024/07/12		Global Equity Ratings	
2024/06/21		Global Equity Ratings	
2024/06/14		Global Equity Ratings	
2024/05/29		Global Equity Ratings	
2024/04/26		Global Equity Ratings	