

# BEIERSDORF AG FUTURE (BEIG) - EUX/202612

2024/05/15 18:23:28

**Price**  
**155.1643** EUR

**Difference**  **-0.46% (-0.72)**

### General attributes

Symbol	BEIGZ26
Exchange	Eurex
Currency	EUR
Security type	Future
Underlying	BEIERSDORF AG
Maturity	12-2026
Contract size	100

### Market data

Bid (Bid size)	- EUR (-)
Ask (Ask size)	- EUR (-)
Open	155.1643 EUR
High	155.1643 EUR
Low	155.1643 EUR
Close (prev. day)	155.8829 EUR
Underlying	BEIERSDORF AG
Underlying price (date)	144.45 (24/05/16)
Settlement price (date)	155.16 (24/05/15)
Open Interest	0

### Performance and Risk

	6m	1Y	3Y
Perf (%)	-	-	-
Perf (abs.)	-	-	-
Beta	-	-	-
Volatility	-	-	-

### Futures and Options

Related Futures	-
Related Options	-












Information about previous performance does not guarantee future performance.  
Source: FactSet

### Price data

Ø price 5 days   Ø volume 5 days (pcs.)	156.7688 EUR (0)
Ø price 30 days   Ø volume 30 days (pcs.)	148.0009 EUR (0)
Ø price 100 days   Ø volume 100 days (pcs.)	145.7254 EUR (0)
Ø price 250 days   Ø volume 250 days (pcs.)	- EUR (-)
YTD High   date	158.3167 EUR (2024/05/10)
YTD Low   date	137.6463 EUR (2024/04/09)
52 Weeks High   date	- EUR (-)
52 Weeks Low   date	- EUR (-)

### Recent Research

on underlying	on sector	on market	
Date		Headline	Download
2024/04/26		Global Equity Ratings	
2024/04/03		Global Equity Ratings	
2024/03/13		Global Equity Ratings	
2024/02/22		Global Equity Ratings	
2024/02/14		Global Equity Ratings	