

## FEDEX CORP. FUTURE (FDXF) - EUX/202612

2024/09/16 18:46:43

Price  
**301.1466** USDDifference  1.17% (3.48)

## General attributes

Symbol	FDXFZ26
Exchange	Eurex
Currency	USD
Security type	Future
Underlying	FEDEX CORP
Maturity	12-2026
Contract size	100

## Market data

Bid (Bid size)	- USD (-)
Ask (Ask size)	- USD (-)
Open	301.1466 USD
High	301.1466 USD
Low	301.1466 USD
Close (prev. day)	297.6625 USD
Underlying	FEDEX CORP
Underlying price (date)	292.63 (24/09/16)
Settlement price (date)	301.15 (24/09/16)
Open Interest	0

## Performance and Risk

	6m	1Y	3Y
Perf (%)	+11.00%	-	-
Perf (abs.)	+29.84	-	-
Beta	-	-	-
Volatility	32.61	-	-

## Futures and Options

Related Futures	-
Related Options	-

5Y












Information about previous performance does not guarantee future performance.  
Source: FactSet

## Price data

Ø price 5 days   Ø volume 5 days (pcs.)	295.6671 USD (0)
Ø price 30 days   Ø volume 30 days (pcs.)	299.6540 USD (0)
Ø price 100 days   Ø volume 100 days (pcs.)	292.7498 USD (0)
Ø price 250 days   Ø volume 250 days (pcs.)	- USD (-)
YTD High   date	331.8433 USD (2024/07/16)
YTD Low   date	249.9749 USD (2024/02/15)
52 Weeks High   date	- USD (-)
52 Weeks Low   date	- USD (-)

## Recent Research

on sector		on market	
Date		Headline	Download
2024/09/11		Global Equity Ratings	
2024/09/05		Global Equity Ratings	
2024/08/12		Global Equity Ratings	
2024/07/24		Global Equity Ratings	
2024/07/12		Global Equity Ratings	