

FEDEX CORP. FUTURE (FDXF) - EUX/202612

2024/07/16 18:50:18

Price
331.8433 USDDifference  2.53% (8.20)

General attributes

Symbol	FDXFZ26
Exchange	Eurex
Currency	USD
Security type	Future
Underlying	FEDEX CORP
Maturity	12-2026
Contract size	100

Market data

Bid (Bid size)	- USD (-)
Ask (Ask size)	- USD (-)
Open	331.8433 USD
High	331.8433 USD
Low	331.8433 USD
Close (prev. day)	323.6433 USD
Underlying	FEDEX CORP
Underlying price (date)	313.52 (24/07/16)
Settlement price (date)	331.84 (24/07/16)
Open Interest	0

Performance and Risk

	6m	1Y	3Y
Perf (%)	+28.22%	-	-
Perf (abs.)	+73.04	-	-
Beta	-	-	-
Volatility	31.63	-	-

Futures and Options

Related Futures	-
Related Options	-

5Y











Information about previous performance does not guarantee future performance.
Source: FactSet

Price data

Ø price 5 days Ø volume 5 days (pcs.)	320.3344 USD (0)
Ø price 30 days Ø volume 30 days (pcs.)	291.1677 USD (0)
Ø price 100 days Ø volume 100 days (pcs.)	282.1678 USD (0)
Ø price 250 days Ø volume 250 days (pcs.)	- USD (-)
YTD High date	331.8433 USD (2024/07/16)
YTD Low date	249.9749 USD (2024/02/15)
52 Weeks High date	- USD (-)
52 Weeks Low date	- USD (-)

Recent Research

on sector		on market	
Date		Headline	Download
2024/07/12		Global Equity Ratings	
2024/06/21		Global Equity Ratings	
2024/06/14		Global Equity Ratings	
2024/05/29		Global Equity Ratings	
2024/04/26		Global Equity Ratings	