

BASF SE FUTURE (BASG) - EUX/202612

2024/07/26 18:34:55

Price
42.8565 EUR

Difference  -2.60% (-1.14)

General attributes

Symbol	BASGZ26
Exchange	Eurex
Currency	EUR
Security type	Future
Underlying	BASF SE
Maturity	12-2026
Contract size	100

Market data

Bid (Bid size)	- EUR (-)
Ask (Ask size)	- EUR (-)
Open	42.8565 EUR
High	42.8565 EUR
Low	42.8565 EUR
Close (prev. day)	44.0008 EUR
Underlying	BASF SE
Underlying price (date)	43.735 (24/07/26)
Settlement price (date)	42.86 (24/07/26)
Open Interest	0

Performance and Risk

	6m	1Y	3Y
Perf (%)	+2.34%	-	-
Perf (abs.)	+0.98	-	-
Beta	-	-	-
Volatility	22.78	-	-

Futures and Options

Related Futures	-
Related Options	-

5Y












Information about previous performance does not guarantee future performance.
Source: FactSet

Price data

Ø price 5 days Ø volume 5 days (pcs.)	43.6586 EUR (0)
Ø price 30 days Ø volume 30 days (pcs.)	44.1246 EUR (0)
Ø price 100 days Ø volume 100 days (pcs.)	46.9825 EUR (0)
Ø price 250 days Ø volume 250 days (pcs.)	- EUR (-)
YTD High date	51.9474 EUR (2024/04/04)
YTD Low date	38.8758 EUR (2024/01/22)
52 Weeks High date	- EUR (-)
52 Weeks Low date	- EUR (-)

Recent Research

on underlying	on sector	on market		
Date			Headline	Download
2024/07/24			Global Equity Ratings	
2024/07/12			Global Equity Ratings	
2024/06/21			Global Equity Ratings	
2024/06/14			Global Equity Ratings	
2024/05/29			Global Equity Ratings	