

NEXTERA ENERGY INC. FUTURE (FPLF) - EUX/202612

2024/07/16 18:50:20

Price
73.9844 USD

Difference  **-1.22% (-0.91)**

General attributes

Symbol	FPLFZ26
Exchange	Eurex
Currency	USD
Security type	Future
Underlying	NEXTERA ENERGY INC.
Maturity	12-2026
Contract size	100

Market data

Bid (Bid size)	- USD (-)
Ask (Ask size)	- USD (-)
Open	73.9844 USD
High	73.9844 USD
Low	73.9844 USD
Close (prev. day)	74.8989 USD
Underlying	NEXTERA ENERGY INC.
Underlying price (date)	71.90 (24/07/16)
Settlement price (date)	73.98 (24/07/16)
Open Interest	0

Performance and Risk

	6m	1Y	3Y
Perf (%)	+17.44%	-	-
Perf (abs.)	+10.99	-	-
Beta	-	-	-
Volatility	29.71	-	-

Futures and Options

Related Futures	-
Related Options	-

5Y










Information about previous performance does not guarantee future performance.
Source: FactSet

Price data

Ø price 5 days Ø volume 5 days (pcs.)	76.3635 USD (0)
Ø price 30 days Ø volume 30 days (pcs.)	76.3820 USD (0)
Ø price 100 days Ø volume 100 days (pcs.)	71.0819 USD (0)
Ø price 250 days Ø volume 250 days (pcs.)	- USD (-)
YTD High date	83.5875 USD (2024/06/03)
YTD Low date	55.6899 USD (2024/03/04)
52 Weeks High date	- USD (-)
52 Weeks Low date	- USD (-)

Recent Research

on underlying	on sector	on market	
Date		Headline	Download
2024/07/12		Global Equity Ratings	
2024/06/21		Global Equity Ratings	
2024/06/14		Global Equity Ratings	
2024/05/29		Global Equity Ratings	
2024/04/26		Global Equity Ratings	