

# PHILIP MORRIS INTERNAT. INC. FUTURE (PMFF) - EUX/202612

2024/05/03 18:33:20

**Price**  
**96.0173** USD  
**Difference**  **-0.51% (-0.49)**

**General attributes**

Symbol	PMFFZ26
Exchange	Eurex
Currency	USD
Security type	Future
Underlying	PHILIP MORRIS INTERNATIONAL INC
Maturity	12-2026
Contract size	100

**Market data**

Bid (Bid size)	- USD (-)
Ask (Ask size)	- USD (-)
Open	96.0173 USD
High	96.0173 USD
Low	96.0173 USD
Close (prev. day)	96.5088 USD
Underlying	PHILIP MORRIS INTERNATIONAL INC
Underlying price (date)	97.41 (24/05/03)
Settlement price (date)	96.02 (24/05/03)
Open Interest	0

**Performance and Risk**

	6m	1Y	3Y
Perf (%)	-	-	-
Perf (abs.)	-	-	-
Beta	-	-	-
Volatility	-	-	-

**Futures and Options**

Related Futures	-
Related Options	-

5Y












Information about previous performance does not guarantee future performance.  
 Source: FactSet

**Price data**

Ø price 5 days   Ø volume 5 days (pcs.)	95.2145 USD (0)
Ø price 30 days   Ø volume 30 days (pcs.)	91.0037 USD (0)
Ø price 100 days   Ø volume 100 days (pcs.)	92.5891 USD (0)
Ø price 250 days   Ø volume 250 days (pcs.)	- USD (-)
YTD High   date	98.0227 USD (2024/01/08)
YTD Low   date	87.3099 USD (2024/04/12)
52 Weeks High   date	- USD (-)
52 Weeks Low   date	- USD (-)

**Recent Research**

on sector		on market	
Date		Headline	Download
2024/05/03		Akciové trhy - denní zpráva	
2024/05/02		Akciové trhy - denní zpráva	
2024/04/30		Akciové trhy - denní zpráva	
2024/04/29		Akciové trhy - denní zpráva	
2024/04/26		Global Equity Ratings	