

TELENOR ASA FUTURE (TEQF) - EUX/202612

2024/05/10 18:30:01

Price
9.2264 EURDifference  2.24% (0.20)

General attributes

Symbol	TEQFZ26
Exchange	Eurex
Currency	EUR
Security type	Future
Underlying	TELENOR ASA
Maturity	12-2026
Contract size	100

Market data

Bid (Bid size)	- EUR (-)
Ask (Ask size)	- EUR (-)
Open	9.2264 EUR
High	9.2264 EUR
Low	9.2264 EUR
Close (prev. day)	9.0246 EUR
Underlying	TELENOR ASA
Underlying price (date)	126.20 (24/05/13)
Settlement price (date)	9.23 (24/05/10)
Open Interest	0

Performance and Risk

	6m	1Y	3Y
Perf (%)	-	-	-
Perf (abs.)	-	-	-
Beta	-	-	-
Volatility	-	-	-

Futures and Options

Related Futures	-
Related Options	-

5Y












Information about previous performance does not guarantee future performance.
Source: FactSet

Price data

Ø price 5 days Ø volume 5 days (pcs.)	9.0968 EUR (0)
Ø price 30 days Ø volume 30 days (pcs.)	8.6251 EUR (0)
Ø price 100 days Ø volume 100 days (pcs.)	8.3207 EUR (0)
Ø price 250 days Ø volume 250 days (pcs.)	- EUR (-)
YTD High date	9.2264 EUR (2024/05/10)
YTD Low date	7.6358 EUR (2024/02/06)
52 Weeks High date	- EUR (-)
52 Weeks Low date	- EUR (-)

Recent Research

on sector			
Date		Headline	Download
2024/04/26		Global Equity Ratings	
2024/04/03		Global Equity Ratings	
2024/03/13		Global Equity Ratings	
2024/02/22		Global Equity Ratings	
2024/02/14		Global Equity Ratings	