

# CISCO SYSTEMS INC. FUTURE (CSCF) - EUX/202612

2024/07/26 18:35:06

Price  
**49.3799** USD

Difference  -0.86% (-0.43)

### General attributes

Symbol	CSCFZ26
Exchange	Eurex
Currency	USD
Security type	Future
Underlying	CISCO SYSTEMS INC
Maturity	12-2026
Contract size	100

### Market data

Bid (Bid size)	- USD (-)
Ask (Ask size)	- USD (-)
Open	49.3799 USD
High	49.3799 USD
Low	49.3799 USD
Close (prev. day)	49.8077 USD
Underlying	CISCO SYSTEMS INC
Underlying price (date)	47.88 (24/07/26)
Settlement price (date)	49.38 (24/07/26)
Open Interest	0

### Performance and Risk

	6m	1Y	3Y
Perf (%)	-9.77%	-	-
Perf (abs.)	-5.35	-	-
Beta	-	-	-
Volatility	17.21	-	-

### Futures and Options

Related Futures	-
Related Options	-






Information about previous performance does not guarantee future performance.  
Source: FactSet

### Price data

Ø price 5 days   Ø volume 5 days (pcs.)	48.8940 USD (0)
Ø price 30 days   Ø volume 30 days (pcs.)	48.7330 USD (0)
Ø price 100 days   Ø volume 100 days (pcs.)	49.7969 USD (0)
Ø price 250 days   Ø volume 250 days (pcs.)	- USD (-)
YTD High   date	54.7252 USD (2024/01/26)
YTD Low   date	46.7716 USD (2024/06/17)
52 Weeks High   date	- USD (-)
52 Weeks Low   date	- USD (-)

### Recent Research

on underlying	on sector	on market	
Date		Headline	Download
2024/07/24		Global Equity Ratings	
2024/07/12		Global Equity Ratings	
2024/06/21		Global Equity Ratings	
2024/06/14		Global Equity Ratings	
2024/05/29		Global Equity Ratings	