

INTERNAT. BUSIN. MACHINES CORP FUTURE (IBMF) - EUX/202612

2024/07/12 19:02:40

Price
185.9807 USDDifference  1.76% (3.21)

General attributes

Symbol	IBMFZ26
Exchange	Eurex
Currency	USD
Security type	Future
Underlying	INTERNATIONAL BUS MACHINE CORP
Maturity	12-2026
Contract size	100

Market data

Bid (Bid size)	- USD (-)
Ask (Ask size)	- USD (-)
Open	185.9807 USD
High	185.9807 USD
Low	185.9807 USD
Close (prev. day)	182.7703 USD
Underlying	INTERNATIONAL BUS MACHINE CORP
Underlying price (date)	182.77 (24/07/12)
Settlement price (date)	185.98 (24/07/12)
Open Interest	0

Performance and Risk

	6m	1Y	3Y
Perf (%)	+12.94%	-	-
Perf (abs.)	+21.31	-	-
Beta	-	-	-
Volatility	31.42	-	-

Futures and Options

Related Futures	-
Related Options	-












Information about previous performance does not guarantee future performance.
Source: FactSet

Price data

Ø price 5 days Ø volume 5 days (pcs.)	182.1395 USD (0)
Ø price 30 days Ø volume 30 days (pcs.)	177.1198 USD (0)
Ø price 100 days Ø volume 100 days (pcs.)	184.8887 USD (0)
Ø price 250 days Ø volume 250 days (pcs.)	- USD (-)
YTD High date	206.1511 USD (2024/03/06)
YTD Low date	161.3468 USD (2024/01/05)
52 Weeks High date	- USD (-)
52 Weeks Low date	- USD (-)

Recent Research

on underlying	on sector	on market	
Date		Headline	Download
2024/07/12		Global Equity Ratings	
2024/06/21		Global Equity Ratings	
2024/06/14		Global Equity Ratings	
2024/05/29		Global Equity Ratings	
2024/04/26		Global Equity Ratings	