

PROCTER & GAMBLE CO., THE FUTURE (PGFF) - EUX/202612

2024/09/18 18:41:17

Price
181.0153 USD

Difference  -0.18% (-0.33)

General attributes

Symbol	PGFFZ26
Exchange	Eurex
Currency	USD
Security type	Future
Underlying	PROCTER & GAMBLE CO
Maturity	12-2026
Contract size	100

Market data

Bid (Bid size)	- USD (-)
Ask (Ask size)	- USD (-)
Open	181.0153 USD
High	181.0153 USD
Low	181.0153 USD
Close (prev. day)	181.3413 USD
Underlying	PROCTER & GAMBLE CO
Underlying price (date)	174.72 (24/09/18)
Settlement price (date)	181.02 (24/09/18)
Open Interest	0

Performance and Risk

	6m	1Y	3Y
Perf (%)	+5.93%	-	-
Perf (abs.)	+10.16	-	-
Beta	-	-	-
Volatility	15.98	-	-

Futures and Options

Related Futures	-
Related Options	-

5Y












Information about previous performance does not guarantee future performance.
Source: FactSet

Price data

Ø price 5 days Ø volume 5 days (pcs.)	180.2025 USD (0)
Ø price 30 days Ø volume 30 days (pcs.)	178.0835 USD (0)
Ø price 100 days Ø volume 100 days (pcs.)	176.7607 USD (0)
Ø price 250 days Ø volume 250 days (pcs.)	- USD (-)
YTD High date	183.0919 USD (2024/09/10)
YTD Low date	153.8393 USD (2024/01/18)
52 Weeks High date	- USD (-)
52 Weeks Low date	- USD (-)

Recent Research

on underlying	on sector	on market		
Date			Headline	Download
2024/09/11			Global Equity Ratings	
2024/09/05			Global Equity Ratings	
2024/08/12			Global Equity Ratings	
2024/07/24			Global Equity Ratings	
2024/07/12			Global Equity Ratings	