

GENERAL MILLS INC. FUTURE (GISF) - EUX/202612

2024/07/17 18:45:43

Price
66.7968 USDDifference  4.04% (2.59)

General attributes

Symbol	GISFZ26
Exchange	Eurex
Currency	USD
Security type	Future
Underlying	GENERAL MILLS INC.
Maturity	12-2026
Contract size	100

Market data

Bid (Bid size)	- USD (-)
Ask (Ask size)	- USD (-)
Open	66.7968 USD
High	66.7968 USD
Low	66.7968 USD
Close (prev. day)	64.2037 USD
Underlying	GENERAL MILLS INC.
Underlying price (date)	65.34 (24/07/17)
Settlement price (date)	66.80 (24/07/17)
Open Interest	0

Performance and Risk

	6m	1Y	3Y
Perf (%)	+2.82%	-	-
Perf (abs.)	+1.83	-	-
Beta	-	-	-
Volatility	20.22	-	-

Futures and Options

Related Futures	-
Related Options	-

5Y









Information about previous performance does not guarantee future performance.
Source: FactSet

Price data

Ø price 5 days Ø volume 5 days (pcs.)	65.2394 USD (0)
Ø price 30 days Ø volume 30 days (pcs.)	66.7725 USD (0)
Ø price 100 days Ø volume 100 days (pcs.)	69.8499 USD (0)
Ø price 250 days Ø volume 250 days (pcs.)	- USD (-)
YTD High date	75.4174 USD (2024/04/24)
YTD Low date	63.7917 USD (2024/07/09)
52 Weeks High date	- USD (-)
52 Weeks Low date	- USD (-)

Recent Research

on sector		on market	
Date		Headline	Download
2024/07/18		Akciové trhy - denní zpráva	
2024/07/17		Akciové trhy - denní zpráva	
2024/07/16		Akciové trhy - denní zpráva	
2024/07/15		Akciové trhy - denní zpráva	
2024/07/12		Global Equity Ratings	