

JOHNSON & JOHNSON FUTURE (JNJF) - EUX/202612

2024/07/16 18:50:37

Price
154.4387 USDDifference  0.32% (0.49)

General attributes

Symbol	JNJFZ26
Exchange	Eurex
Currency	USD
Security type	Future
Underlying	JOHNSON & JOHNSON
Maturity	12-2026
Contract size	100

Market data

Bid (Bid size)	- USD (-)
Ask (Ask size)	- USD (-)
Open	154.4387 USD
High	154.4387 USD
Low	154.4387 USD
Close (prev. day)	153.9454 USD
Underlying	JOHNSON & JOHNSON
Underlying price (date)	151.01 (24/07/16)
Settlement price (date)	154.44 (24/07/16)
Open Interest	0

Performance and Risk

	6m	1Y	3Y
Perf (%)	-7.26%	-	-
Perf (abs.)	-12.10	-	-
Beta	-	-	-
Volatility	14.36	-	-

Futures and Options

Related Futures	-
Related Options	-






















Information about previous performance does not guarantee future performance.
Source: FactSet

Price data

Ø price 5 days Ø volume 5 days (pcs.)	154.0392 USD (0)
Ø price 30 days Ø volume 30 days (pcs.)	152.1365 USD (0)
Ø price 100 days Ø volume 100 days (pcs.)	157.2745 USD (0)
Ø price 250 days Ø volume 250 days (pcs.)	- USD (-)
YTD High date	170.1497 USD (2024/03/01)
YTD Low date	150.1151 USD (2024/07/03)
52 Weeks High date	- USD (-)
52 Weeks Low date	- USD (-)

Recent Research

on underlying		on sector		on market	
Date				Headline	Download
2024/07/12				Global Equity Ratings	
2024/06/21				Global Equity Ratings	
2024/06/14				Global Equity Ratings	
2024/05/29				Global Equity Ratings	
2024/04/26				Global Equity Ratings	