

JOHNSON & JOHNSON FUTURE (JNJF) - EUX/202612

2024/07/11 19:04:19

Price
154.7903 USDDifference  1.39% (2.13)

General attributes

Symbol	JNJFZ26
Exchange	Eurex
Currency	USD
Security type	Future
Underlying	JOHNSON & JOHNSON
Maturity	12-2026
Contract size	100

Market data

Bid (Bid size)	- USD (-)
Ask (Ask size)	- USD (-)
Open	154.7903 USD
High	154.7903 USD
Low	154.7903 USD
Close (prev. day)	152.6635 USD
Underlying	JOHNSON & JOHNSON
Underlying price (date)	149.70 (24/07/11)
Settlement price (date)	154.79 (24/07/11)
Open Interest	0

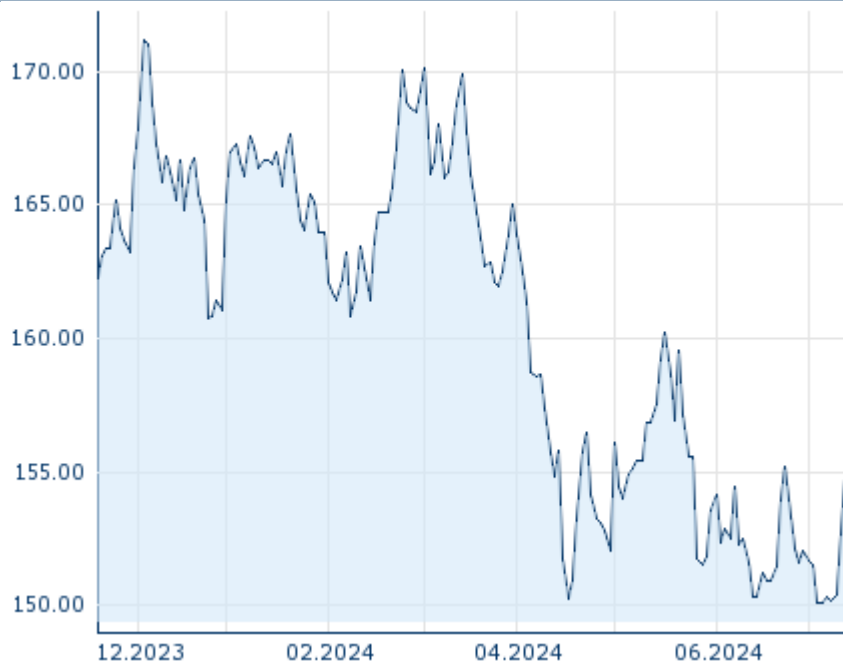
Performance and Risk

	6m	1Y	3Y
Perf (%)	-6.98%	-	-
Perf (abs.)	-11.61	-	-
Beta	-	-	-
Volatility	14.35	-	-

Futures and Options

Related Futures	-
Related Options	-

5Y





Information about previous performance does not guarantee future performance.
Source: FactSet

Price data

Ø price 5 days Ø volume 5 days (pcs.)	151.6830 USD (0)
Ø price 30 days Ø volume 30 days (pcs.)	152.0497 USD (0)
Ø price 100 days Ø volume 100 days (pcs.)	157.6208 USD (0)
Ø price 250 days Ø volume 250 days (pcs.)	- USD (-)
YTD High date	170.1497 USD (2024/03/01)
YTD Low date	150.1151 USD (2024/07/03)
52 Weeks High date	- USD (-)
52 Weeks Low date	- USD (-)

Recent Research

on underlying		on sector		on market	
Date				Headline	Download
2024/06/21				Global Equity Ratings	
2024/06/14				Global Equity Ratings	
2024/05/29				Global Equity Ratings	
2024/04/26				Global Equity Ratings	
2024/04/03				Global Equity Ratings	