

## JOHNSON &amp; JOHNSON FUTURE (JNJF) - EUX/202612

2024/06/14 18:39:02

Price  
**150.3569** USDDifference  0.02% (0.04)

## General attributes

Symbol	JNJFZ26
Exchange	Eurex
Currency	USD
Security type	Future
Underlying	JOHNSON & JOHNSON
Maturity	12-2026
Contract size	100

## Market data

Bid (Bid size)	- USD (-)
Ask (Ask size)	- USD (-)
Open	150.3569 USD
High	150.3569 USD
Low	150.3569 USD
Close (prev. day)	150.3214 USD
Underlying	JOHNSON & JOHNSON
Underlying price (date)	145.54 (24/06/14)
Settlement price (date)	150.36 (24/06/14)
Open Interest	0

## Performance and Risk

	6m	1Y	3Y
Perf (%)	-9.80%	-	-
Perf (abs.)	-16.34	-	-
Beta	-	-	-
Volatility	14.80	-	-

## Futures and Options

Related Futures	-
Related Options	-












Information about previous performance does not guarantee future performance.  
Source: FactSet

## Price data

Ø price 5 days   Ø volume 5 days (pcs.)	151.4043 USD (0)
Ø price 30 days   Ø volume 30 days (pcs.)	154.7005 USD (0)
Ø price 100 days   Ø volume 100 days (pcs.)	159.7825 USD (0)
Ø price 250 days   Ø volume 250 days (pcs.)	- USD (-)
YTD High   date	170.1497 USD (2024/03/01)
YTD Low   date	150.2933 USD (2024/04/17)
52 Weeks High   date	- USD (-)
52 Weeks Low   date	- USD (-)

## Recent Research

on underlying	on sector	on market	
Date		Headline	Download
2024/06/14		Global Equity Ratings	
2024/05/29		Global Equity Ratings	
2024/04/26		Global Equity Ratings	
2024/04/03		Global Equity Ratings	
2024/03/13		Global Equity Ratings	