

JOHNSON & JOHNSON FUTURE (JNJF) - EUX/202612

2024/05/23 18:40:26

Price
157.1647 USDDifference  -1.48% (-2.37)

General attributes

| | |
|---------------|-------------------|
| Symbol | JNJFZ26 |
| Exchange | Eurex |
| Currency | USD |
| Security type | Future |
| Underlying | JOHNSON & JOHNSON |
| Maturity | 12-2026 |
| Contract size | 100 |

Market data

| | |
|-------------------------|-------------------|
| Bid (Bid size) | - USD (-) |
| Ask (Ask size) | - USD (-) |
| Open | 157.1647 USD |
| High | 157.1647 USD |
| Low | 157.1647 USD |
| Close (prev. day) | 159.5333 USD |
| Underlying | JOHNSON & JOHNSON |
| Underlying price (date) | 149.70 (24/05/23) |
| Settlement price (date) | 157.16 (24/05/23) |
| Open Interest | 0 |

Performance and Risk

| | 6m | 1Y | 3Y |
|-------------|--------|----|----|
| Perf (%) | -3.81% | - | - |
| Perf (abs.) | -6.22 | - | - |
| Beta | - | - | - |
| Volatility | 14.91 | - | - |

Futures and Options

| | |
|-----------------|---|
| Related Futures | - |
| Related Options | - |

5Y























Information about previous performance does not guarantee future performance.
Source: FactSet

Price data

| | |
|---|---------------------------|
| Ø price 5 days Ø volume 5 days (pcs.) | 158.4883 USD (0) |
| Ø price 30 days Ø volume 30 days (pcs.) | 155.2826 USD (0) |
| Ø price 100 days Ø volume 100 days (pcs.) | 162.0093 USD (0) |
| Ø price 250 days Ø volume 250 days (pcs.) | - USD (-) |
| YTD High date | 170.1497 USD (2024/03/01) |
| YTD Low date | 150.2933 USD (2024/04/17) |
| 52 Weeks High date | - USD (-) |
| 52 Weeks Low date | - USD (-) |

Recent Research

| on underlying | | on sector | | on market | |
|---------------|---|---|---|-----------------------|---|
| Date | | | | Headline | Download |
| 2024/04/26 |  |  |  | Global Equity Ratings |  |
| 2024/04/03 |  |  |  | Global Equity Ratings |  |
| 2024/03/13 |  |  |  | Global Equity Ratings |  |
| 2024/02/22 |  |  |  | Global Equity Ratings |  |
| 2024/02/14 |  |  |  | Global Equity Ratings |  |