

## JOHNSON &amp; JOHNSON FUTURE (JNJF) - EUX/202612

2024/04/26 18:31:34

Price  
**153.1394** USD

Difference  -0.09% (-0.14)

## General attributes

Symbol	JNJFZ26
Exchange	Eurex
Currency	USD
Security type	Future
Underlying	JOHNSON & JOHNSON
Maturity	12-2026
Contract size	100

## Market data

Bid (Bid size)	- USD (-)
Ask (Ask size)	- USD (-)
Open	153.1394 USD
High	153.1394 USD
Low	153.1394 USD
Close (prev. day)	153.2807 USD
Underlying	JOHNSON & JOHNSON
Underlying price (date)	146.40 (24/04/29)
Settlement price (date)	153.14 (24/04/26)
Open Interest	0

## Performance and Risk

	6m	1Y	3Y
Perf (%)	-	-	-
Perf (abs.)	-	-	-
Beta	-	-	-
Volatility	-	-	-

## Futures and Options

Related Futures	-
Related Options	-












Information about previous performance does not guarantee future performance.  
 Source: FactSet

## Price data

Ø price 5 days   Ø volume 5 days (pcs.)	154.5564 USD (0)
Ø price 30 days   Ø volume 30 days (pcs.)	158.9878 USD (0)
Ø price 100 days   Ø volume 100 days (pcs.)	163.6868 USD (0)
Ø price 250 days   Ø volume 250 days (pcs.)	- USD (-)
YTD High   date	170.1497 USD (2024/03/01)
YTD Low   date	150.2933 USD (2024/04/17)
52 Weeks High   date	- USD (-)
52 Weeks Low   date	- USD (-)

## Recent Research

on underlying	on sector	on market	
Date		Headline	Download
2024/04/26		Global Equity Ratings	
2024/04/03		Global Equity Ratings	
2024/03/13		Global Equity Ratings	
2024/02/22		Global Equity Ratings	
2024/02/14		Global Equity Ratings	