

## PEPSICO INC. FUTURE (PEPF) - EUX/202612

2024/05/02 18:23:57

Price  
**185.4137** USDDifference  -0.12% (-0.23)

## General attributes

Symbol	PEPFZ26
Exchange	Eurex
Currency	USD
Security type	Future
Underlying	PEPSICO INC.
Maturity	12-2026
Contract size	100

## Market data

Bid (Bid size)	- USD (-)
Ask (Ask size)	- USD (-)
Open	185.4137 USD
High	185.4137 USD
Low	185.4137 USD
Close (prev. day)	185.643 USD
Underlying	PEPSICO INC.
Underlying price (date)	176.18 (24/05/02)
Settlement price (date)	185.41 (24/05/02)
Open Interest	0

## Performance and Risk

	6m	1Y	3Y
Perf (%)	-	-	-
Perf (abs.)	-	-	-
Beta	-	-	-
Volatility	-	-	-

## Futures and Options

Related Futures	-
Related Options	-












Information about previous performance does not guarantee future performance.  
Source: FactSet

## Price data

Ø price 5 days   Ø volume 5 days (pcs.)	186.2513 USD (0)
Ø price 30 days   Ø volume 30 days (pcs.)	180.9529 USD (0)
Ø price 100 days   Ø volume 100 days (pcs.)	177.2843 USD (0)
Ø price 250 days   Ø volume 250 days (pcs.)	- USD (-)
YTD High   date	188.0845 USD (2024/04/25)
YTD Low   date	169.8975 USD (2024/03/08)
52 Weeks High   date	- USD (-)
52 Weeks Low   date	- USD (-)

## Recent Research

on underlying	on sector	on market	
Date		Headline	Download
2024/04/26		Global Equity Ratings	
2024/04/03		Global Equity Ratings	
2024/03/13		Global Equity Ratings	
2024/02/22		Global Equity Ratings	
2024/02/14		Global Equity Ratings	