

UNITEDHEALTH GROUP INC. FUTURE (UNHF) - EUX/202612

2024/09/17 18:46:20

Price
613.3341 USD

Difference  **-1.27% (-7.90)**

General attributes

Symbol	UNHFZ26
Exchange	Eurex
Currency	USD
Security type	Future
Underlying	UNITEDHEALTH GROUP INC.
Maturity	12-2026
Contract size	100

Market data

Bid (Bid size)	- USD (-)
Ask (Ask size)	- USD (-)
Open	613.3341 USD
High	613.3341 USD
Low	613.3341 USD
Close (prev. day)	621.2333 USD
Underlying	UNITEDHEALTH GROUP INC.
Underlying price (date)	579.37 (24/09/18)
Settlement price (date)	613.33 (24/09/17)
Open Interest	0

Performance and Risk

	6m	1Y	3Y
Perf (%)	+14.84%	-	-
Perf (abs.)	+79.27	-	-
Beta	-	-	-
Volatility	26.18	-	-

Futures and Options

Related Futures	-
Related Options	-












Information about previous performance does not guarantee future performance.
Source: FactSet

Price data

Ø price 5 days Ø volume 5 days (pcs.)	618.3508 USD (0)
Ø price 30 days Ø volume 30 days (pcs.)	618.0620 USD (0)
Ø price 100 days Ø volume 100 days (pcs.)	573.9849 USD (0)
Ø price 250 days Ø volume 250 days (pcs.)	- USD (-)
YTD High date	638.2256 USD (2024/09/04)
YTD Low date	478.6923 USD (2024/04/12)
52 Weeks High date	- USD (-)
52 Weeks Low date	- USD (-)

Recent Research

on underlying	on sector	on market	
Date		Headline	Download
2024/09/11		Global Equity Ratings	
2024/09/05		Global Equity Ratings	
2024/08/12		Global Equity Ratings	
2024/07/24		Global Equity Ratings	
2024/07/12		Global Equity Ratings	