

UNITEDHEALTH GROUP INC. FUTURE (UNHF) - EUX/202612

2024/07/16 18:51:11

Price
583.5151 USD

Difference  5.07% (28.15)

General attributes

Symbol	UNHFZ26
Exchange	Eurex
Currency	USD
Security type	Future
Underlying	UNITEDHEALTH GROUP INC.
Maturity	12-2026
Contract size	100

Market data

Bid (Bid size)	- USD (-)
Ask (Ask size)	- USD (-)
Open	583.5151 USD
High	583.5151 USD
Low	583.5151 USD
Close (prev. day)	555.3629 USD
Underlying	UNITEDHEALTH GROUP INC.
Underlying price (date)	548.87 (24/07/16)
Settlement price (date)	583.52 (24/07/16)
Open Interest	0

Performance and Risk

	6m	1Y	3Y
Perf (%)	+4.14%	-	-
Perf (abs.)	+23.17	-	-
Beta	-	-	-
Volatility	29.53	-	-

Futures and Options

Related Futures	-
Related Options	-












Information about previous performance does not guarantee future performance.
Source: FactSet

Price data

Ø price 5 days Ø volume 5 days (pcs.)	553.5539 USD (0)
Ø price 30 days Ø volume 30 days (pcs.)	533.4386 USD (0)
Ø price 100 days Ø volume 100 days (pcs.)	533.5304 USD (0)
Ø price 250 days Ø volume 250 days (pcs.)	- USD (-)
YTD High date	594.9783 USD (2024/01/04)
YTD Low date	478.6923 USD (2024/04/12)
52 Weeks High date	- USD (-)
52 Weeks Low date	- USD (-)

Recent Research

on underlying	on sector	on market	
Date		Headline	Download
2024/07/12		Global Equity Ratings	
2024/06/21		Global Equity Ratings	
2024/06/14		Global Equity Ratings	
2024/05/29		Global Equity Ratings	
2024/04/26		Global Equity Ratings	