

# MERCK & CO. INC. FUTURE (MCCF) - EUX/202612

2024/08/30 18:36:56

**Price**  
**120.5647** USD

**Difference**  **-0.25% (-0.31)**

### General attributes

Symbol	MCCFZ26
Exchange	Eurex
Currency	USD
Security type	Future
Underlying	MERCK & CO. INC.
Maturity	12-2026
Contract size	100

### Market data

Bid (Bid size)	- USD (-)
Ask (Ask size)	- USD (-)
Open	120.5647 USD
High	120.5647 USD
Low	120.5647 USD
Close (prev. day)	120.872 USD
Underlying	MERCK & CO. INC.
Underlying price (date)	118.45 (24/08/30)
Settlement price (date)	120.56 (24/08/30)
Open Interest	0

### Performance and Risk

	6m	1Y	3Y
Perf (%)	-10.85%	-	-
Perf (abs.)	-14.67	-	-
Beta	-	-	-
Volatility	22.80	-	-

### Futures and Options

Related Futures	-
Related Options	-

5Y












Information about previous performance does not guarantee future performance.  
Source: FactSet

### Price data

Ø price 5 days   Ø volume 5 days (pcs.)	120.0015 USD (0)
Ø price 30 days   Ø volume 30 days (pcs.)	120.6702 USD (0)
Ø price 100 days   Ø volume 100 days (pcs.)	131.6593 USD (0)
Ø price 250 days   Ø volume 250 days (pcs.)	- USD (-)
YTD High   date	141.5421 USD (2024/06/26)
YTD Low   date	114.2930 USD (2024/08/07)
52 Weeks High   date	- USD (-)
52 Weeks Low   date	- USD (-)

### Recent Research

on underlying	on sector	on market	
Date		Headline	Download
2024/08/12		Global Equity Ratings	
2024/07/24		Global Equity Ratings	
2024/07/12		Global Equity Ratings	
2024/06/21		Global Equity Ratings	
2024/06/14		Global Equity Ratings	