

MERCK & CO. INC. FUTURE (MCCF) - EUX/202612

2024/07/18 18:34:15

Price
128.8697 USD

Difference  **-2.28% (-3.01)**

General attributes

Symbol	MCCFZ26
Exchange	Eurex
Currency	USD
Security type	Future
Underlying	MERCK & CO. INC.
Maturity	12-2026
Contract size	100

Market data

Bid (Bid size)	- USD (-)
Ask (Ask size)	- USD (-)
Open	128.8697 USD
High	128.8697 USD
Low	128.8697 USD
Close (prev. day)	131.8817 USD
Underlying	MERCK & CO. INC.
Underlying price (date)	124.25 (24/07/18)
Settlement price (date)	128.87 (24/07/18)
Open Interest	0

Performance and Risk

	6m	1Y	3Y
Perf (%)	+7.53%	-	-
Perf (abs.)	+9.24	-	-
Beta	-	-	-
Volatility	17.52	-	-

Futures and Options

Related Futures	-
Related Options	-

5Y










Information about previous performance does not guarantee future performance.
Source: FactSet

Price data

Ø price 5 days Ø volume 5 days (pcs.)	134.0590 USD (0)
Ø price 30 days Ø volume 30 days (pcs.)	136.0299 USD (0)
Ø price 100 days Ø volume 100 days (pcs.)	135.4171 USD (0)
Ø price 250 days Ø volume 250 days (pcs.)	- USD (-)
YTD High date	141.5421 USD (2024/06/26)
YTD Low date	114.8486 USD (2024/01/02)
52 Weeks High date	- USD (-)
52 Weeks Low date	- USD (-)

Recent Research

on underlying	on sector	on market	
Date		Headline	Download
2024/07/12		Global Equity Ratings	
2024/06/21		Global Equity Ratings	
2024/06/14		Global Equity Ratings	
2024/05/29		Global Equity Ratings	
2024/04/26		Global Equity Ratings	