

# MERCK & CO. INC. FUTURE (MCCF) - EUX/202612

2024/07/16 18:50:42

**Price**  
**134.4331** USD

**Difference**  **-0.05% (-0.06)**

### General attributes

Symbol	MCCFZ26
Exchange	Eurex
Currency	USD
Security type	Future
Underlying	MERCK & CO. INC.
Maturity	12-2026
Contract size	100

### Market data

Bid (Bid size)	- USD (-)
Ask (Ask size)	- USD (-)
Open	134.4331 USD
High	134.4331 USD
Low	134.4331 USD
Close (prev. day)	134.4969 USD
Underlying	MERCK & CO. INC.
Underlying price (date)	125.44 (24/07/16)
Settlement price (date)	134.43 (24/07/16)
Open Interest	0

### Performance and Risk

	6m	1Y	3Y
Perf (%)	+10.59%	-	-
Perf (abs.)	+12.88	-	-
Beta	-	-	-
Volatility	17.40	-	-

### Futures and Options

Related Futures	-
Related Options	-

5Y







Information about previous performance does not guarantee future performance.  
Source: FactSet

### Price data

Ø price 5 days   Ø volume 5 days (pcs.)	134.4536 USD (0)
Ø price 30 days   Ø volume 30 days (pcs.)	136.1987 USD (0)
Ø price 100 days   Ø volume 100 days (pcs.)	135.4717 USD (0)
Ø price 250 days   Ø volume 250 days (pcs.)	- USD (-)
YTD High   date	141.5421 USD (2024/06/26)
YTD Low   date	114.8486 USD (2024/01/02)
52 Weeks High   date	- USD (-)
52 Weeks Low   date	- USD (-)

### Recent Research

on underlying	on sector	on market	
Date		Headline	Download
2024/07/12		Global Equity Ratings	
2024/06/21		Global Equity Ratings	
2024/06/14		Global Equity Ratings	
2024/05/29		Global Equity Ratings	
2024/04/26		Global Equity Ratings	