

ALPHABET INC. FUTURE (GOAF) - EUX/202612

2024/07/26 18:35:20

Price
182.3519 USD

Difference  -3.17% (-5.96)

General attributes

Symbol	GOAFZ26
Exchange	Eurex
Currency	USD
Security type	Future
Underlying	ALPHABET INC A
Maturity	12-2026
Contract size	100

Market data

Bid (Bid size)	- USD (-)
Ask (Ask size)	- USD (-)
Open	182.3519 USD
High	182.3519 USD
Low	182.3519 USD
Close (prev. day)	188.3161 USD
Underlying	ALPHABET INC A
Underlying price (date)	167.00 (24/07/26)
Settlement price (date)	182.35 (24/07/26)
Open Interest	0

Performance and Risk

	6m	1Y	3Y
Perf (%)	+6.31%	-	-
Perf (abs.)	+10.82	-	-
Beta	-	-	-
Volatility	28.63	-	-

Futures and Options

Related Futures	-
Related Options	-












5Y

Information about previous performance does not guarantee future performance.
Source: FactSet

Price data

Ø price 5 days Ø volume 5 days (pcs.)	192.2590 USD (0)
Ø price 30 days Ø volume 30 days (pcs.)	201.0144 USD (0)
Ø price 100 days Ø volume 100 days (pcs.)	187.4673 USD (0)
Ø price 250 days Ø volume 250 days (pcs.)	- USD (-)
YTD High date	210.5721 USD (2024/07/05)
YTD Low date	148.6627 USD (2024/03/06)
52 Weeks High date	- USD (-)
52 Weeks Low date	- USD (-)

Recent Research

on underlying	on sector	on market	
Date		Headline	Download
2024/07/24		Global Equity Ratings	
2024/07/12		Global Equity Ratings	
2024/06/21		Global Equity Ratings	
2024/06/14		Global Equity Ratings	
2024/05/29		Global Equity Ratings	