

BRISTOL-MYERS SQUIBB CO. FUTURE (BMYF) - EUX/202612

2024/09/17 18:45:46

Price
48.2195 USDDifference  -0.23% (-0.11)

General attributes

Symbol	BMYFZ26
Exchange	Eurex
Currency	USD
Security type	Future
Underlying	BRISTOL-MYERS SQUIBB CO.
Maturity	12-2026
Contract size	100

Market data

Bid (Bid size)	- USD (-)
Ask (Ask size)	- USD (-)
Open	48.2195 USD
High	48.2195 USD
Low	48.2195 USD
Close (prev. day)	48.3295 USD
Underlying	BRISTOL-MYERS SQUIBB CO.
Underlying price (date)	49.46 (24/09/18)
Settlement price (date)	48.22 (24/09/17)
Open Interest	0

Performance and Risk

	6m	1Y	3Y
Perf (%)	-8.68%	-	-
Perf (abs.)	-4.59	-	-
Beta	-	-	-
Volatility	32.36	-	-

Futures and Options

Related Futures	-
Related Options	-












Information about previous performance does not guarantee future performance.
Source: FactSet

Price data

Ø price 5 days Ø volume 5 days (pcs.)	47.6055 USD (0)
Ø price 30 days Ø volume 30 days (pcs.)	47.6722 USD (0)
Ø price 100 days Ø volume 100 days (pcs.)	43.6919 USD (0)
Ø price 250 days Ø volume 250 days (pcs.)	- USD (-)
YTD High date	54.3629 USD (2024/03/13)
YTD Low date	38.5888 USD (2024/07/05)
52 Weeks High date	- USD (-)
52 Weeks Low date	- USD (-)

Recent Research

on underlying	on sector	on market	
Date		Headline	Download
2024/09/11		Global Equity Ratings	
2024/09/05		Global Equity Ratings	
2024/08/12		Global Equity Ratings	
2024/07/24		Global Equity Ratings	
2024/07/12		Global Equity Ratings	