

## BRISTOL-MYERS SQUIBB CO. FUTURE (BMYF) - EUX/202612

2024/08/20 18:50:24

Price  
**48.409** USDDifference  -1.40% (-0.69)

## General attributes

Symbol	BMYFZ26
Exchange	Eurex
Currency	USD
Security type	Future
Underlying	BRISTOL-MYERS SQUIBB CO.
Maturity	12-2026
Contract size	100

## Market data

Bid (Bid size)	- USD (-)
Ask (Ask size)	- USD (-)
Open	48.409 USD
High	48.409 USD
Low	48.409 USD
Close (prev. day)	49.0979 USD
Underlying	BRISTOL-MYERS SQUIBB CO.
Underlying price (date)	48.98 (24/08/20)
Settlement price (date)	48.41 (24/08/20)
Open Interest	0

## Performance and Risk

	6m	1Y	3Y
Perf (%)	-2.55%	-	-
Perf (abs.)	-1.27	-	-
Beta	-	-	-
Volatility	33.22	-	-

## Futures and Options

Related Futures	-
Related Options	-











5Y

Information about previous performance does not guarantee future performance.  
Source: FactSet

## Price data

Ø price 5 days   Ø volume 5 days (pcs.)	48.326 USD (0)
Ø price 30 days   Ø volume 30 days (pcs.)	45.090 USD (0)
Ø price 100 days   Ø volume 100 days (pcs.)	44.034 USD (0)
Ø price 250 days   Ø volume 250 days (pcs.)	- USD (-)
YTD High   date	54.363 USD (2024/03/13)
YTD Low   date	38.589 USD (2024/07/05)
52 Weeks High   date	- USD (-)
52 Weeks Low   date	- USD (-)

## Recent Research

on underlying	on sector	on market	
Date		Headline	Download
2024/08/12		Global Equity Ratings	
2024/07/24		Global Equity Ratings	
2024/07/12		Global Equity Ratings	
2024/06/21		Global Equity Ratings	
2024/06/14		Global Equity Ratings	