

BRISTOL-MYERS SQUIBB CO. FUTURE (BMYF) - EUX/202612

2024/07/19 19:03:26

Price
41.0641 USDDifference  -4.75% (-2.05)

General attributes

| | |
|---------------|--------------------------|
| Symbol | BMYFZ26 |
| Exchange | Eurex |
| Currency | USD |
| Security type | Future |
| Underlying | BRISTOL-MYERS SQUIBB CO. |
| Maturity | 12-2026 |
| Contract size | 100 |

Market data

| | |
|-------------------------|--------------------------|
| Bid (Bid size) | - USD (-) |
| Ask (Ask size) | - USD (-) |
| Open | 41.0641 USD |
| High | 41.0641 USD |
| Low | 41.0641 USD |
| Close (prev. day) | 43.1125 USD |
| Underlying | BRISTOL-MYERS SQUIBB CO. |
| Underlying price (date) | 42.64 (24/07/19) |
| Settlement price (date) | 41.06 (24/07/19) |
| Open Interest | 0 |

Performance and Risk

| | 6m | 1Y | 3Y |
|-------------|---------|----|----|
| Perf (%) | -17.24% | - | - |
| Perf (abs.) | -8.55 | - | - |
| Beta | - | - | - |
| Volatility | 28.66 | - | - |

Futures and Options

| | |
|-----------------|---|
| Related Futures | - |
| Related Options | - |













Information about previous performance does not guarantee future performance.
Source: FactSet

Price data

| | |
|---|--------------------------|
| Ø price 5 days Ø volume 5 days (pcs.) | 41.0198 USD (0) |
| Ø price 30 days Ø volume 30 days (pcs.) | 40.1776 USD (0) |
| Ø price 100 days Ø volume 100 days (pcs.) | 45.2920 USD (0) |
| Ø price 250 days Ø volume 250 days (pcs.) | - USD (-) |
| YTD High date | 54.3629 USD (2024/03/13) |
| YTD Low date | 38.5888 USD (2024/07/05) |
| 52 Weeks High date | - USD (-) |
| 52 Weeks Low date | - USD (-) |

Recent Research

| on underlying | on sector | on market | |
|---------------|---|-----------------------|---|
| Date | | Headline | Download |
| 2024/07/12 |  | Global Equity Ratings |  |
| 2024/06/21 |  | Global Equity Ratings |  |
| 2024/06/14 |  | Global Equity Ratings |  |
| 2024/05/29 |  | Global Equity Ratings |  |
| 2024/04/26 |  | Global Equity Ratings |  |