

BRISTOL-MYERS SQUIBB CO. FUTURE (BMYF) - EUX/202612

2024/07/10 18:33:51

Price
39.9962 USDDifference  1.62% (0.64)

General attributes

Symbol	BMYFZ26
Exchange	Eurex
Currency	USD
Security type	Future
Underlying	BRISTOL-MYERS SQUIBB CO.
Maturity	12-2026
Contract size	100

Market data

Bid (Bid size)	- USD (-)
Ask (Ask size)	- USD (-)
Open	39.9962 USD
High	39.9962 USD
Low	39.9962 USD
Close (prev. day)	39.3603 USD
Underlying	BRISTOL-MYERS SQUIBB CO.
Underlying price (date)	41.12 (24/07/10)
Settlement price (date)	40.00 (24/07/10)
Open Interest	0

Performance and Risk

	6m	1Y	3Y
Perf (%)	-20.41%	-	-
Perf (abs.)	-10.26	-	-
Beta	-	-	-
Volatility	26.84	-	-

Futures and Options

Related Futures	-
Related Options	-












5Y

Information about previous performance does not guarantee future performance.
Source: FactSet

Price data

Ø price 5 days Ø volume 5 days (pcs.)	39.0643 USD (0)
Ø price 30 days Ø volume 30 days (pcs.)	40.0550 USD (0)
Ø price 100 days Ø volume 100 days (pcs.)	45.9730 USD (0)
Ø price 250 days Ø volume 250 days (pcs.)	- USD (-)
YTD High date	54.3629 USD (2024/03/13)
YTD Low date	38.5888 USD (2024/07/05)
52 Weeks High date	- USD (-)
52 Weeks Low date	- USD (-)

Recent Research

on underlying	on sector	on market		
Date			Headline	Download
2024/06/21			Global Equity Ratings	
2024/06/14			Global Equity Ratings	
2024/05/29			Global Equity Ratings	
2024/04/26			Global Equity Ratings	
2024/04/03			Global Equity Ratings	