

NESTLÉ S.A. FUTURE (NESG) - EUX/202612

2024/09/18 18:41:08

Price
82.5273 CHF

Difference  -0.81% (-0.67)

General attributes

Symbol	NESGZ26
Exchange	Eurex
Currency	CHF
Security type	Future
Underlying	NESTLÉ SA
Maturity	12-2026
Contract size	100

Market data

Bid (Bid size)	- CHF (-)
Ask (Ask size)	- CHF (-)
Open	82.5273 CHF
High	82.5273 CHF
Low	82.5273 CHF
Close (prev. day)	83.1977 CHF
Underlying	NESTLÉ SA
Underlying price (date)	85.70 (24/09/18)
Settlement price (date)	82.53 (24/09/18)
Open Interest	0

Performance and Risk

	6m	1Y	3Y
Perf (%)	-9.31%	-	-
Perf (abs.)	-8.54	-	-
Beta	-	-	-
Volatility	17.25	-	-

Futures and Options

Related Futures	-
Related Options	-










Information about previous performance does not guarantee future performance.
Source: FactSet

Price data

Ø price 5 days Ø volume 5 days (pcs.)	84.0594 CHF (0)
Ø price 30 days Ø volume 30 days (pcs.)	86.0354 CHF (0)
Ø price 100 days Ø volume 100 days (pcs.)	89.8028 CHF (0)
Ø price 250 days Ø volume 250 days (pcs.)	- CHF (-)
YTD High date	97.1491 CHF (2024/06/06)
YTD Low date	83.1977 CHF (2024/09/17)
52 Weeks High date	- CHF (-)
52 Weeks Low date	- CHF (-)

Recent Research

on underlying	on sector	on market	
Date		Headline	Download
2024/09/11		Global Equity Ratings	
2024/09/05		Global Equity Ratings	
2024/08/12		Global Equity Ratings	
2024/07/24		Global Equity Ratings	
2024/07/12		Global Equity Ratings	