

NESTLÉ S.A. FUTURE (NESG) - EUX/202612

2024/08/07 18:43:24

Price
86.3647 CHF

Difference  2.22% (1.88)

General attributes

| | |
|---------------|-----------|
| Symbol | NESGZ26 |
| Exchange | Eurex |
| Currency | CHF |
| Security type | Future |
| Underlying | NESTLÉ SA |
| Maturity | 12-2026 |
| Contract size | 100 |

Market data

| | |
|-------------------------|------------------|
| Bid (Bid size) | - CHF (-) |
| Ask (Ask size) | - CHF (-) |
| Open | 86.3647 CHF |
| High | 86.3647 CHF |
| Low | 86.3647 CHF |
| Close (prev. day) | 84.4856 CHF |
| Underlying | NESTLÉ SA |
| Underlying price (date) | 89.28 (24/08/07) |
| Settlement price (date) | 86.36 (24/08/07) |
| Open Interest | 0 |

Performance and Risk

| | 6m | 1Y | 3Y |
|-------------|---------|----|----|
| Perf (%) | -11.86% | - | - |
| Perf (abs.) | -11.37 | - | - |
| Beta | - | - | - |
| Volatility | 19.52 | - | - |

Futures and Options

| | |
|-----------------|---|
| Related Futures | - |
| Related Options | - |












Information about previous performance does not guarantee future performance.
Source: FactSet

Price data

| | |
|---|--------------------------|
| Ø price 5 days Ø volume 5 days (pcs.) | 85.5490 CHF (0) |
| Ø price 30 days Ø volume 30 days (pcs.) | 89.2216 CHF (0) |
| Ø price 100 days Ø volume 100 days (pcs.) | 91.2027 CHF (0) |
| Ø price 250 days Ø volume 250 days (pcs.) | - CHF (-) |
| YTD High date | 97.1491 CHF (2024/06/06) |
| YTD Low date | 84.1272 CHF (2024/08/05) |
| 52 Weeks High date | - CHF (-) |
| 52 Weeks Low date | - CHF (-) |

Recent Research

| on underlying | on sector | on market | |
|---------------|---|-----------------------|---|
| Date | | Headline | Download |
| 2024/07/24 |  | Global Equity Ratings |  |
| 2024/07/12 |  | Global Equity Ratings |  |
| 2024/06/21 |  | Global Equity Ratings |  |
| 2024/06/14 |  | Global Equity Ratings |  |
| 2024/05/29 |  | Global Equity Ratings |  |