

# NESTLÉ S.A. FUTURE (NESG) - EUX/202612

2024/08/07 18:43:24

Price  
**86.3647** CHF

Difference  2.22% (1.88)

### General attributes

Symbol	NESGZ26
Exchange	Eurex
Currency	CHF
Security type	Future
Underlying	NESTLÉ SA
Maturity	12-2026
Contract size	100

### Market data

Bid (Bid size)	- CHF (-)
Ask (Ask size)	- CHF (-)
Open	86.3647 CHF
High	86.3647 CHF
Low	86.3647 CHF
Close (prev. day)	84.4856 CHF
Underlying	NESTLÉ SA
Underlying price (date)	89.28 (24/08/07)
Settlement price (date)	86.36 (24/08/07)
Open Interest	0

### Performance and Risk

	6m	1Y	3Y
Perf (%)	-11.86%	-	-
Perf (abs.)	-11.37	-	-
Beta	-	-	-
Volatility	19.52	-	-

### Futures and Options

Related Futures	-
Related Options	-











Information about previous performance does not guarantee future performance.  
Source: FactSet

### Price data

Ø price 5 days   Ø volume 5 days (pcs.)	85.5490 CHF (0)
Ø price 30 days   Ø volume 30 days (pcs.)	89.2216 CHF (0)
Ø price 100 days   Ø volume 100 days (pcs.)	91.2027 CHF (0)
Ø price 250 days   Ø volume 250 days (pcs.)	- CHF (-)
YTD High   date	97.1491 CHF (2024/06/06)
YTD Low   date	84.1272 CHF (2024/08/05)
52 Weeks High   date	- CHF (-)
52 Weeks Low   date	- CHF (-)

### Recent Research

on underlying	on sector	on market	
Date		Headline	Download
2024/07/24		Global Equity Ratings	
2024/07/12		Global Equity Ratings	
2024/06/21		Global Equity Ratings	
2024/06/14		Global Equity Ratings	
2024/05/29		Global Equity Ratings	