

# GILEAD SCIENCES INC. FUTURE (GILF) - EUX/202612

2024/05/03 18:32:52

**Price**  
**64.5033** USD

**Difference**  **-1.28% (-0.84)**

### General attributes

Symbol	GILFZ26
Exchange	Eurex
Currency	USD
Security type	Future
Underlying	GILEAD SCIENCES INC.
Maturity	12-2026
Contract size	100

### Market data

Bid (Bid size)	- USD (-)
Ask (Ask size)	- USD (-)
Open	64.5033 USD
High	64.5033 USD
Low	64.5033 USD
Close (prev. day)	65.3413 USD
Underlying	GILEAD SCIENCES INC.
Underlying price (date)	64.78 (24/05/03)
Settlement price (date)	64.50 (24/05/03)
Open Interest	0

### Performance and Risk

	6m	1Y	3Y
Perf (%)	-	-	-
Perf (abs.)	-	-	-
Beta	-	-	-
Volatility	-	-	-

### Futures and Options

Related Futures	-
Related Options	-

5Y












Information about previous performance does not guarantee future performance.  
Source: FactSet

### Price data

Ø price 5 days   Ø volume 5 days (pcs.)	65.5781 USD (0)
Ø price 30 days   Ø volume 30 days (pcs.)	69.3766 USD (0)
Ø price 100 days   Ø volume 100 days (pcs.)	76.1187 USD (0)
Ø price 250 days   Ø volume 250 days (pcs.)	- USD (-)
YTD High   date	88.7524 USD (2024/01/19)
YTD Low   date	64.5033 USD (2024/05/03)
52 Weeks High   date	- USD (-)
52 Weeks Low   date	- USD (-)

### Recent Research

on underlying	on sector	on market	
Date		Headline	Download
2024/04/26		Global Equity Ratings	
2024/04/03		Global Equity Ratings	
2024/03/13		Global Equity Ratings	
2024/02/22		Global Equity Ratings	
2024/02/14		Global Equity Ratings	