

# BP PLC FUTURE (BPF) - EUX/202612

2024/05/22 18:36:00

Price  
**478.6618** GBP

Difference  -1.26% (-6.10)

### General attributes

Symbol	BPFZ26
Exchange	Eurex
Currency	GBP
Security type	Future
Underlying	BP PLC
Maturity	12-2026
Contract size	1,000

### Market data

Bid (Bid size)	- GBP (-)
Ask (Ask size)	- GBP (-)
Open	478.6618 GBP
High	478.6618 GBP
Low	478.6618 GBP
Close (prev. day)	484.765 GBP
Underlying	BP PLC
Underlying price (date)	481.70 (24/05/22)
Settlement price (date)	478.66 (24/05/22)
Open Interest	0

### Performance and Risk

	6m	1Y	3Y
Perf (%)	-2.05%	-	-
Perf (abs.)	-10.14	-	-
Beta	-	-	-
Volatility	22.16	-	-

### Futures and Options

Related Futures	-
Related Options	-











Information about previous performance does not guarantee future performance.  
Source: FactSet

### Price data

Ø price 5 days   Ø volume 5 days (pcs.)	484.7701 GBP (0)
Ø price 30 days   Ø volume 30 days (pcs.)	506.2587 GBP (0)
Ø price 100 days   Ø volume 100 days (pcs.)	472.7359 GBP (0)
Ø price 250 days   Ø volume 250 days (pcs.)	- GBP (-)
YTD High   date	536.3244 GBP (2024/04/12)
YTD Low   date	421.6173 GBP (2024/01/18)
52 Weeks High   date	- GBP (-)
52 Weeks Low   date	- GBP (-)

### Recent Research

on underlying		on sector	
Date		Headline	Download
2024/04/26		Global Equity Ratings	
2024/04/03		Global Equity Ratings	
2024/03/13		Global Equity Ratings	
2024/02/22		Global Equity Ratings	
2024/02/14		Global Equity Ratings	