

SWISSCOM AG FUTURE (SCMH) - EUX/202612

2024/08/20 18:51:10

Price
504.2991 CHF

Difference  **-0.37% (-1.89)**

General attributes

Symbol	SCMHZ26
Exchange	Eurex
Currency	CHF
Security type	Future
Underlying	SWISSCOM AG
Maturity	12-2026
Contract size	10

Market data

Bid (Bid size)	- CHF (-)
Ask (Ask size)	- CHF (-)
Open	504.2991 CHF
High	504.2991 CHF
Low	504.2991 CHF
Close (prev. day)	506.1911 CHF
Underlying	SWISSCOM AG
Underlying price (date)	530.50 (24/08/20)
Settlement price (date)	504.30 (24/08/20)
Open Interest	0

Performance and Risk

	6m	1Y	3Y
Perf (%)	+4.62%	-	-
Perf (abs.)	+22.27	-	-
Beta	-	-	-
Volatility	14.48	-	-

Futures and Options

Related Futures	-
Related Options	-

5Y











Information about previous performance does not guarantee future performance.
Source: FactSet

Price data

Ø price 5 days Ø volume 5 days (pcs.)	505.0103 CHF (0)
Ø price 30 days Ø volume 30 days (pcs.)	504.7917 CHF (0)
Ø price 100 days Ø volume 100 days (pcs.)	489.8319 CHF (0)
Ø price 250 days Ø volume 250 days (pcs.)	- CHF (-)
YTD High date	514.7732 CHF (2024/07/30)
YTD Low date	459.2523 CHF (2024/02/12)
52 Weeks High date	- CHF (-)
52 Weeks Low date	- CHF (-)

Recent Research

on sector		on market	
Date		Headline	Download
2024/08/12		Global Equity Ratings	
2024/07/24		Global Equity Ratings	
2024/07/12		Global Equity Ratings	
2024/06/21		Global Equity Ratings	
2024/06/14		Global Equity Ratings	