

COCA-COLA CO., THE FUTURE (KOFF) - EUX/202612

2024/09/17 18:46:02

Price
73.4809 USDDifference  0.57% (0.42)

General attributes

Symbol	KOFFZ26
Exchange	Eurex
Currency	USD
Security type	Future
Underlying	COCA-COLA CO
Maturity	12-2026
Contract size	100

Market data

Bid (Bid size)	- USD (-)
Ask (Ask size)	- USD (-)
Open	73.4809 USD
High	73.4809 USD
Low	73.4809 USD
Close (prev. day)	73.0633 USD
Underlying	COCA-COLA CO
Underlying price (date)	72.085 (24/09/18)
Settlement price (date)	73.48 (24/09/17)
Open Interest	0

Performance and Risk

	6m	1Y	3Y
Perf (%)	+17.78%	-	-
Perf (abs.)	+11.09	-	-
Beta	-	-	-
Volatility	12.48	-	-

Futures and Options

Related Futures	-
Related Options	-






















Information about previous performance does not guarantee future performance.
Source: FactSet

Price data

Ø price 5 days Ø volume 5 days (pcs.)	72.5253 USD (0)
Ø price 30 days Ø volume 30 days (pcs.)	71.7912 USD (0)
Ø price 100 days Ø volume 100 days (pcs.)	67.7137 USD (0)
Ø price 250 days Ø volume 250 days (pcs.)	- USD (-)
YTD High date	74.3508 USD (2024/09/03)
YTD Low date	60.2734 USD (2024/01/25)
52 Weeks High date	- USD (-)
52 Weeks Low date	- USD (-)

Recent Research

on underlying		on sector		on market	
Date				Headline	Download
2024/09/11				Global Equity Ratings	
2024/09/05				Global Equity Ratings	
2024/08/12				Global Equity Ratings	
2024/07/24				Global Equity Ratings	
2024/07/12				Global Equity Ratings	