

INTEL CORP. FUTURE (INTF) - EUX/202612

2024/08/15 18:48:12

Price
22.2563 USDDifference  2.79% (0.60)

General attributes

Symbol	INTFZ26
Exchange	Eurex
Currency	USD
Security type	Future
Underlying	INTEL CORP.
Maturity	12-2026
Contract size	100

Market data

Bid (Bid size)	- USD (-)
Ask (Ask size)	- USD (-)
Open	22.2563 USD
High	22.2563 USD
Low	22.2563 USD
Close (prev. day)	21.6514 USD
Underlying	INTEL CORP.
Underlying price (date)	20.69 (24/08/15)
Settlement price (date)	22.26 (24/08/15)
Open Interest	0

Performance and Risk

	6m	1Y	3Y
Perf (%)	-54.75%	-	-
Perf (abs.)	-26.93	-	-
Beta	-	-	-
Volatility	56.35	-	-

Futures and Options

Related Futures	-
Related Options	-

5Y











Information about previous performance does not guarantee future performance.
Source: FactSet

Price data

Ø price 5 days Ø volume 5 days (pcs.)	21.5333 USD (0)
Ø price 30 days Ø volume 30 days (pcs.)	30.7461 USD (0)
Ø price 100 days Ø volume 100 days (pcs.)	34.3946 USD (0)
Ø price 250 days Ø volume 250 days (pcs.)	- USD (-)
YTD High date	54.8645 USD (2024/01/25)
YTD Low date	21.0619 USD (2024/08/12)
52 Weeks High date	- USD (-)
52 Weeks Low date	- USD (-)

Recent Research

on underlying	on sector	on market		
Date			Headline	Download
2024/08/12			Global Equity Ratings	
2024/07/24			Global Equity Ratings	
2024/07/12			Global Equity Ratings	
2024/06/21			Global Equity Ratings	
2024/06/14			Global Equity Ratings	