

INTEL CORP. FUTURE (INTF) - EUX/202612

2024/06/28 18:40:52

Price
33.4223 USDDifference  1.56% (0.51)

General attributes

Symbol	INTFZ26
Exchange	Eurex
Currency	USD
Security type	Future
Underlying	INTEL CORP.
Maturity	12-2026
Contract size	100

Market data

Bid (Bid size)	- USD (-)
Ask (Ask size)	- USD (-)
Open	33.4223 USD
High	33.4223 USD
Low	33.4223 USD
Close (prev. day)	32.9078 USD
Underlying	INTEL CORP.
Underlying price (date)	30.97 (24/06/28)
Settlement price (date)	33.42 (24/06/28)
Open Interest	0

Performance and Risk

	6m	1Y	3Y
Perf (%)	-39.59%	-	-
Perf (abs.)	-21.91	-	-
Beta	-	-	-
Volatility	35.31	-	-

Futures and Options

Related Futures	-
Related Options	-

5Y












Information about previous performance does not guarantee future performance.
Source: FactSet

Price data

Ø price 5 days Ø volume 5 days (pcs.)	33.1425 USD (0)
Ø price 30 days Ø volume 30 days (pcs.)	33.3776 USD (0)
Ø price 100 days Ø volume 100 days (pcs.)	40.0999 USD (0)
Ø price 250 days Ø volume 250 days (pcs.)	- USD (-)
YTD High date	54.8645 USD (2024/01/25)
YTD Low date	32.5264 USD (2024/05/08)
52 Weeks High date	- USD (-)
52 Weeks Low date	- USD (-)

Recent Research

on underlying	on sector	on market	
Date		Headline	Download
2024/06/21		Global Equity Ratings	
2024/06/14		Global Equity Ratings	
2024/05/29		Global Equity Ratings	
2024/04/26		Global Equity Ratings	
2024/04/03		Global Equity Ratings	