

# VERIZON COMMUNICATIONS INC. FUTURE (VZFF) - EUX/202612

2024/08/15 18:48:44

Price  
**38.4937** USD

Difference  -1.49% (-0.58)

### General attributes

Symbol	VZFFZ26
Exchange	Eurex
Currency	USD
Security type	Future
Underlying	VERIZON COMMUNICATIONS INC
Maturity	12-2026
Contract size	100

### Market data

Bid (Bid size)	- USD (-)
Ask (Ask size)	- USD (-)
Open	38.4937 USD
High	38.4937 USD
Low	38.4937 USD
Close (prev. day)	39.0746 USD
Underlying	VERIZON COMMUNICATIONS INC
Underlying price (date)	40.04 (24/08/15)
Settlement price (date)	38.49 (24/08/15)
Open Interest	0

### Performance and Risk

	6m	1Y	3Y
Perf (%)	-0.95%	-	-
Perf (abs.)	-0.37	-	-
Beta	-	-	-
Volatility	22.83	-	-

### Futures and Options

Related Futures	-
Related Options	-

5Y












Information about previous performance does not guarantee future performance.  
Source: FactSet

### Price data

Ø price 5 days   Ø volume 5 days (pcs.)	38.7572 USD (0)
Ø price 30 days   Ø volume 30 days (pcs.)	39.2129 USD (0)
Ø price 100 days   Ø volume 100 days (pcs.)	39.1607 USD (0)
Ø price 250 days   Ø volume 250 days (pcs.)	- USD (-)
YTD High   date	41.5204 USD (2024/04/04)
YTD Low   date	35.7784 USD (2024/01/02)
52 Weeks High   date	- USD (-)
52 Weeks Low   date	- USD (-)

### Recent Research

on underlying	on sector	on market	
Date		Headline	Download
2024/08/12		Global Equity Ratings	
2024/07/24		Global Equity Ratings	
2024/07/12		Global Equity Ratings	
2024/06/21		Global Equity Ratings	
2024/06/14		Global Equity Ratings	