

ADIDAS AG FUTURE (ADSG) - EUX/202612

2024/06/06 19:00:08

Price
247.2301 EURDifference  -0.06% (-0.15)

General attributes

Symbol	ADSGZ26
Exchange	Eurex
Currency	EUR
Security type	Future
Underlying	ADIDAS AG
Maturity	12-2026
Contract size	100

Market data

Bid (Bid size)	- EUR (-)
Ask (Ask size)	- EUR (-)
Open	247.2301 EUR
High	247.2301 EUR
Low	247.2301 EUR
Close (prev. day)	247.3762 EUR
Underlying	ADIDAS AG
Underlying price (date)	230.20 (24/06/07)
Settlement price (date)	247.23 (24/06/06)
Open Interest	0

Performance and Risk

	6m	1Y	3Y
Perf (%)	+16.68%	-	-
Perf (abs.)	+35.34	-	-
Beta	-	-	-
Volatility	27.67	-	-

Futures and Options

Related Futures	-
Related Options	-

5Y












Information about previous performance does not guarantee future performance.
Source: FactSet

Price data

Ø price 5 days Ø volume 5 days (pcs.)	247.9984 EUR (0)
Ø price 30 days Ø volume 30 days (pcs.)	242.9789 EUR (0)
Ø price 100 days Ø volume 100 days (pcs.)	214.9747 EUR (0)
Ø price 250 days Ø volume 250 days (pcs.)	- EUR (-)
YTD High date	249.0832 EUR (2024/06/03)
YTD Low date	175.2003 EUR (2024/01/19)
52 Weeks High date	- EUR (-)
52 Weeks Low date	- EUR (-)

Recent Research

on underlying	on sector	on market	
Date		Headline	Download
2024/05/29		Global Equity Ratings	
2024/04/26		Global Equity Ratings	
2024/04/03		Global Equity Ratings	
2024/03/13		Global Equity Ratings	
2024/02/22		Global Equity Ratings	