

## ADIDAS AG FUTURE (ADSG) - EUX/202612

2024/05/17 19:04:41

Price  
**244.8981** EURDifference  -0.30% (-0.73)

## General attributes

Symbol	ADSGZ26
Exchange	Eurex
Currency	EUR
Security type	Future
Underlying	ADIDAS AG
Maturity	12-2026
Contract size	100

## Market data

Bid (Bid size)	- EUR (-)
Ask (Ask size)	- EUR (-)
Open	244.8981 EUR
High	244.8981 EUR
Low	244.8981 EUR
Close (prev. day)	245.63 EUR
Underlying	ADIDAS AG
Underlying price (date)	227.40 (24/05/20)
Settlement price (date)	244.90 (24/05/17)
Open Interest	0

## Performance and Risk

	6m	1Y	3Y
Perf (%)	-	-	-
Perf (abs.)	-	-	-
Beta	-	-	-
Volatility	-	-	-

## Futures and Options

Related Futures	-
Related Options	-












Information about previous performance does not guarantee future performance.  
Source: FactSet

## Price data

Ø price 5 days   Ø volume 5 days (pcs.)	244.1026 EUR (0)
Ø price 30 days   Ø volume 30 days (pcs.)	234.6837 EUR (0)
Ø price 100 days   Ø volume 100 days (pcs.)	207.5330 EUR (0)
Ø price 250 days   Ø volume 250 days (pcs.)	- EUR (-)
YTD High   date	248.4544 EUR (2024/04/29)
YTD Low   date	175.2003 EUR (2024/01/19)
52 Weeks High   date	- EUR (-)
52 Weeks Low   date	- EUR (-)

## Recent Research

on underlying	on sector	on market	
Date		Headline	Download
2024/04/26		Global Equity Ratings	
2024/04/03		Global Equity Ratings	
2024/03/13		Global Equity Ratings	
2024/02/22		Global Equity Ratings	
2024/02/14		Global Equity Ratings	