

UNILEVER PLC FUTURE (UNIH) - EUX/202612

2024/07/16 18:51:11

Price
52.7693 EURDifference  0.11% (0.06)

General attributes

Symbol	UNIHZ26
Exchange	Eurex
Currency	EUR
Security type	Future
Underlying	UNILEVER PLC
Maturity	12-2026
Contract size	100

Market data

Bid (Bid size)	- EUR (-)
Ask (Ask size)	- EUR (-)
Open	52.7693 EUR
High	52.7693 EUR
Low	52.7693 EUR
Close (prev. day)	52.7088 EUR
Underlying	UNILEVER PLC
Underlying price (date)	4.432.00 (24/07/17)
Settlement price (date)	52.77 (24/07/16)
Open Interest	0

Performance and Risk

	6m	1Y	3Y
Perf (%)	+22.31%	-	-
Perf (abs.)	+9.62	-	-
Beta	-	-	-
Volatility	16.75	-	-

Futures and Options

Related Futures	-
Related Options	-

5Y












Information about previous performance does not guarantee future performance.
Source: FactSet

Price data

Ø price 5 days Ø volume 5 days (pcs.)	52.7493 EUR (0)
Ø price 30 days Ø volume 30 days (pcs.)	52.2748 EUR (0)
Ø price 100 days Ø volume 100 days (pcs.)	48.2816 EUR (0)
Ø price 250 days Ø volume 250 days (pcs.)	- EUR (-)
YTD High date	53.1436 EUR (2024/06/14)
YTD Low date	41.8860 EUR (2024/01/22)
52 Weeks High date	- EUR (-)
52 Weeks Low date	- EUR (-)

Recent Research

on underlying		on sector	
Date		Headline	Download
2024/07/12		Global Equity Ratings	
2024/06/21		Global Equity Ratings	
2024/06/14		Global Equity Ratings	
2024/05/29		Global Equity Ratings	
2024/04/26		Global Equity Ratings	