

UNILEVER PLC FUTURE (UNIH) - EUX/202612

2024/05/27 18:59:13

Price
50.6964 EURDifference  0.14% (0.07)

General attributes

Symbol	UNIH26
Exchange	Eurex
Currency	EUR
Security type	Future
Underlying	UNILEVER PLC
Maturity	12-2026
Contract size	100

Market data

Bid (Bid size)	- EUR (-)
Ask (Ask size)	- EUR (-)
Open	50.6964 EUR
High	50.6964 EUR
Low	50.6964 EUR
Close (prev. day)	50.6241 EUR
Underlying	UNILEVER PLC
Underlying price (date)	4,256.00 (24/05/28)
Settlement price (date)	50.70 (24/05/27)
Open Interest	0

Performance and Risk

	6m	1Y	3Y
Perf (%)	+17.20%	-	-
Perf (abs.)	+7.44	-	-
Beta	-	-	-
Volatility	16.95	-	-

Futures and Options

Related Futures	-
Related Options	-











Information about previous performance does not guarantee future performance.
Source: FactSet

Price data

Ø price 5 days Ø volume 5 days (pcs.)	50.4986 EUR (0)
Ø price 30 days Ø volume 30 days (pcs.)	47.7780 EUR (0)
Ø price 100 days Ø volume 100 days (pcs.)	45.4873 EUR (0)
Ø price 250 days Ø volume 250 days (pcs.)	- EUR (-)
YTD High date	50.8397 EUR (2024/05/23)
YTD Low date	41.8860 EUR (2024/01/22)
52 Weeks High date	- EUR (-)
52 Weeks Low date	- EUR (-)

Recent Research

on underlying		on sector	
Date		Headline	Download
2024/04/26		Global Equity Ratings	
2024/04/03		Global Equity Ratings	
2024/03/13		Global Equity Ratings	
2024/02/22		Global Equity Ratings	
2024/02/14		Global Equity Ratings	