

UNILEVER PLC FUTURE (UNIH) - EUX/202612

2024/05/06 18:30:18

Price
47.7962 EURDifference  -1.08% (-0.52)

General attributes

Symbol	UNIH26
Exchange	Eurex
Currency	EUR
Security type	Future
Underlying	UNILEVER PLC
Maturity	12-2026
Contract size	100

Market data

Bid (Bid size)	- EUR (-)
Ask (Ask size)	- EUR (-)
Open	47.7962 EUR
High	47.7962 EUR
Low	47.7962 EUR
Close (prev. day)	48.3185 EUR
Underlying	UNILEVER PLC
Underlying price (date)	4,212.00 (24/05/07)
Settlement price (date)	47.80 (24/05/06)
Open Interest	0

Performance and Risk

	6m	1Y	3Y
Perf (%)	-	-	-
Perf (abs.)	-	-	-
Beta	-	-	-
Volatility	-	-	-

Futures and Options

Related Futures	-
Related Options	-

5Y












Information about previous performance does not guarantee future performance.
Source: FactSet

Price data

Ø price 5 days Ø volume 5 days (pcs.)	48.0566 EUR (0)
Ø price 30 days Ø volume 30 days (pcs.)	45.2357 EUR (0)
Ø price 100 days Ø volume 100 days (pcs.)	44.3850 EUR (0)
Ø price 250 days Ø volume 250 days (pcs.)	- EUR (-)
YTD High date	48.4588 EUR (2024/05/02)
YTD Low date	41.8860 EUR (2024/01/22)
52 Weeks High date	- EUR (-)
52 Weeks Low date	- EUR (-)

Recent Research

on underlying		on sector	
Date		Headline	Download
2024/04/26		Global Equity Ratings	
2024/04/03		Global Equity Ratings	
2024/03/13		Global Equity Ratings	
2024/02/22		Global Equity Ratings	
2024/02/14		Global Equity Ratings	