

MTU AERO ENGINES AG FUTURE (MTXF) - EUX/202612

2024/09/12 18:37:33

Price
290.4141 EUR

Difference  0.92% (2.65)

General attributes

Symbol	MTXFZ26
Exchange	Eurex
Currency	EUR
Security type	Future
Underlying	MTU AERO ENGINES AG
Maturity	12-2026
Contract size	100

Market data

Bid (Bid size)	- EUR (-)
Ask (Ask size)	- EUR (-)
Open	290.4141 EUR
High	290.4141 EUR
Low	290.4141 EUR
Close (prev. day)	287.7677 EUR
Underlying	MTU AERO ENGINES AG
Underlying price (date)	275.40 (24/09/12)
Settlement price (date)	290.41 (24/09/12)
Open Interest	0

Performance and Risk

	6m	1Y	3Y
Perf (%)	+24.39%	-	-
Perf (abs.)	+56.94	-	-
Beta	-	-	-
Volatility	23.26	-	-

Futures and Options

Related Futures	-
Related Options	-

5Y












Information about previous performance does not guarantee future performance.
Source: FactSet

Price data

Ø price 5 days Ø volume 5 days (pcs.)	286.5799 EUR (0)
Ø price 30 days Ø volume 30 days (pcs.)	280.5964 EUR (0)
Ø price 100 days Ø volume 100 days (pcs.)	261.4936 EUR (0)
Ø price 250 days Ø volume 250 days (pcs.)	- EUR (-)
YTD High date	290.4141 EUR (2024/09/12)
YTD Low date	202.8531 EUR (2024/01/03)
52 Weeks High date	- EUR (-)
52 Weeks Low date	- EUR (-)

Recent Research

on sector		on market	
Date		Headline	Download
2024/09/11		Global Equity Ratings	
2024/09/05		Global Equity Ratings	
2024/08/12		Global Equity Ratings	
2024/07/24		Global Equity Ratings	
2024/07/12		Global Equity Ratings	