

AT & T INC. FUTURE (TFFF) - EUX/202612

2024/07/18 18:34:43

Price
18.8522 USD

Difference  1.41% (0.26)

General attributes

Symbol	TFFFZ26
Exchange	Eurex
Currency	USD
Security type	Future
Underlying	AT&T INC.
Maturity	12-2026
Contract size	100

Market data

Bid (Bid size)	- USD (-)
Ask (Ask size)	- USD (-)
Open	18.8522 USD
High	18.8522 USD
Low	18.8522 USD
Close (prev. day)	18.5906 USD
Underlying	AT&T INC.
Underlying price (date)	19.235 (24/07/18)
Settlement price (date)	18.85 (24/07/18)
Open Interest	0

Performance and Risk

	6m	1Y	3Y
Perf (%)	+20.86%	-	-
Perf (abs.)	+3.21	-	-
Beta	-	-	-
Volatility	20.68	-	-

Futures and Options

Related Futures	-
Related Options	-

5Y












Information about previous performance does not guarantee future performance.
Source: FactSet

Price data

Ø price 5 days Ø volume 5 days (pcs.)	18.3193 USD (0)
Ø price 30 days Ø volume 30 days (pcs.)	17.8489 USD (0)
Ø price 100 days Ø volume 100 days (pcs.)	16.8033 USD (0)
Ø price 250 days Ø volume 250 days (pcs.)	- USD (-)
YTD High date	18.5906 USD (2024/07/17)
YTD Low date	15.1575 USD (2024/01/18)
52 Weeks High date	- USD (-)
52 Weeks Low date	- USD (-)

Recent Research

on underlying	on sector	on market	
Date		Headline	Download
2024/07/12		Global Equity Ratings	
2024/06/21		Global Equity Ratings	
2024/06/14		Global Equity Ratings	
2024/05/29		Global Equity Ratings	
2024/04/26		Global Equity Ratings	