

STRAUMANN HOLDING AG FUTURE (STMF) - EUX/202612

2024/06/28 18:41:08

Price
113.0701 CHF

Difference  -2.12% (-2.45)

General attributes

Symbol	STMFZ26
Exchange	Eurex
Currency	CHF
Security type	Future
Underlying	STRAUMANN HOLDING AG
Maturity	12-2026
Contract size	100

Market data

Bid (Bid size)	- CHF (-)
Ask (Ask size)	- CHF (-)
Open	113.0701 CHF
High	113.0701 CHF
Low	113.0701 CHF
Close (prev. day)	115.5211 CHF
Underlying	STRAUMANN HOLDING AG
Underlying price (date)	111.30 (24/06/28)
Settlement price (date)	113.07 (24/06/28)
Open Interest	0

Performance and Risk

	6m	1Y	3Y
Perf (%)	-18.56%	-	-
Perf (abs.)	-25.77	-	-
Beta	-	-	-
Volatility	31.02	-	-

Futures and Options

Related Futures	-
Related Options	-

5Y











Information about previous performance does not guarantee future performance.
Source: FactSet

Price data

Ø price 5 days Ø volume 5 days (pcs.)	112.8766 CHF (0)
Ø price 30 days Ø volume 30 days (pcs.)	116.9605 CHF (0)
Ø price 100 days Ø volume 100 days (pcs.)	133.6515 CHF (0)
Ø price 250 days Ø volume 250 days (pcs.)	- CHF (-)
YTD High date	153.9514 CHF (2024/03/08)
YTD Low date	109.4539 CHF (2024/06/18)
52 Weeks High date	- CHF (-)
52 Weeks Low date	- CHF (-)

Recent Research

on sector		on market	
Date		Headline	Download
2024/06/21		Global Equity Ratings	
2024/06/14		Global Equity Ratings	
2024/05/29		Global Equity Ratings	
2024/04/26		Global Equity Ratings	
2024/04/03		Global Equity Ratings	