

ADECCO S.A. FUTURE (ADEF) - EUX/202612

2024/08/16 19:01:08

Price
25.4749 CHF

Difference  -0.43% (-0.11)

General attributes

Symbol	ADEFZ26
Exchange	Eurex
Currency	CHF
Security type	Future
Underlying	ADECCO GROUP AG
Maturity	12-2026
Contract size	100

Market data

Bid (Bid size)	- CHF (-)
Ask (Ask size)	- CHF (-)
Open	25.4749 CHF
High	25.4749 CHF
Low	25.4749 CHF
Close (prev. day)	25.5855 CHF
Underlying	ADECCO GROUP AG
Underlying price (date)	28.30 (24/08/16)
Settlement price (date)	25.47 (24/08/16)
Open Interest	0

Performance and Risk

	6m	1Y	3Y
Perf (%)	-22.83%	-	-
Perf (abs.)	-7.57	-	-
Beta	-	-	-
Volatility	29.91	-	-

Futures and Options

Related Futures	-
Related Options	-

5Y












Information about previous performance does not guarantee future performance.
Source: FactSet

Price data

Ø price 5 days Ø volume 5 days (pcs.)	25.3729 CHF (0)
Ø price 30 days Ø volume 30 days (pcs.)	26.7538 CHF (0)
Ø price 100 days Ø volume 100 days (pcs.)	29.3315 CHF (0)
Ø price 250 days Ø volume 250 days (pcs.)	- CHF (-)
YTD High date	37.8262 CHF (2024/01/02)
YTD Low date	24.9511 CHF (2024/08/05)
52 Weeks High date	- CHF (-)
52 Weeks Low date	- CHF (-)

Recent Research

on sector	on market		
Date		Headline	Download
2024/08/12		Global Equity Ratings	
2024/07/24		Global Equity Ratings	
2024/07/12		Global Equity Ratings	
2024/06/21		Global Equity Ratings	
2024/06/14		Global Equity Ratings	