

AIRBUS SE FUTURE (EADF) - EUX/202612

2024/07/16 18:50:11

Price
140.6124 EUR

Difference  -0.01% (-0.01)

General attributes

Symbol	EADFZ26
Exchange	Eurex
Currency	EUR
Security type	Future
Underlying	AIRBUS SE
Maturity	12-2026
Contract size	101

Market data

Bid (Bid size)	- EUR (-)
Ask (Ask size)	- EUR (-)
Open	140.6124 EUR
High	140.6124 EUR
Low	140.6124 EUR
Close (prev. day)	140.6239 EUR
Underlying	AIRBUS SE
Underlying price (date)	132.38 (24/07/17)
Settlement price (date)	140.61 (24/07/16)
Open Interest	0

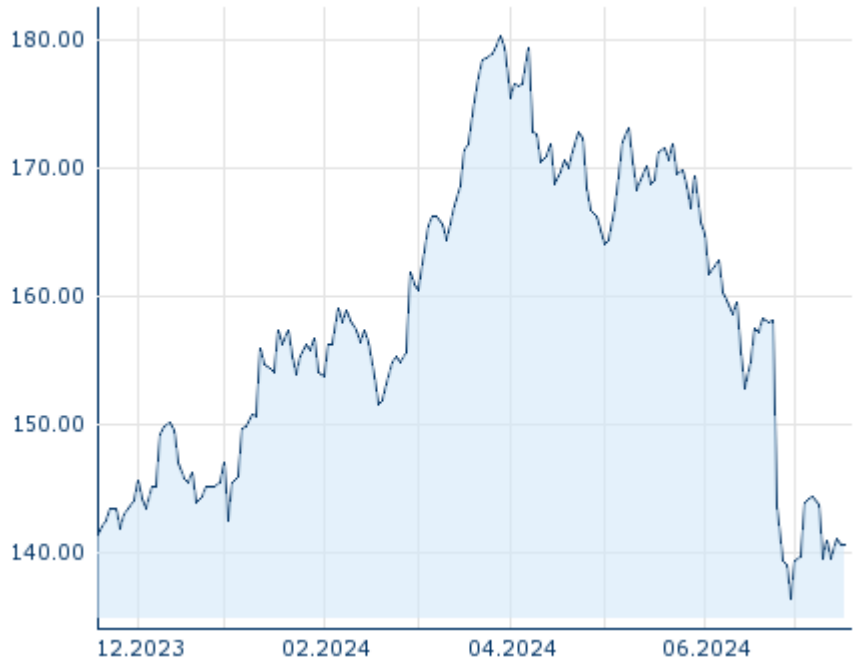
Performance and Risk

	6m	1Y	3Y
Perf (%)	-8.88%	-	-
Perf (abs.)	-13.71	-	-
Beta	-	-	-
Volatility	23.75	-	-

Futures and Options

Related Futures	-
Related Options	-

5Y












Information about previous performance does not guarantee future performance.
Source: FactSet

Price data

Ø price 5 days Ø volume 5 days (pcs.)	140.5668 EUR (0)
Ø price 30 days Ø volume 30 days (pcs.)	149.0403 EUR (0)
Ø price 100 days Ø volume 100 days (pcs.)	163.3201 EUR (0)
Ø price 250 days Ø volume 250 days (pcs.)	- EUR (-)
YTD High date	180.2340 EUR (2024/03/27)
YTD Low date	136.4401 EUR (2024/06/28)
52 Weeks High date	- EUR (-)
52 Weeks Low date	- EUR (-)

Recent Research

on sector		on market	
Date		Headline	Download
2024/07/12		Global Equity Ratings	
2024/06/21		Global Equity Ratings	
2024/06/14		Global Equity Ratings	
2024/05/29		Global Equity Ratings	
2024/04/26		Global Equity Ratings	