

OUTOKUMPU OY FUTURE (OUTF) - EUX/202612

2024/08/07 18:43:25

Price
3.0973 EUR

Difference  2.76% (0.08)

General attributes

Symbol	OUTFZ26
Exchange	Eurex
Currency	EUR
Security type	Future
Underlying	OUTOKUMPU OYJ
Maturity	12-2026
Contract size	100

Market data

Bid (Bid size)	- EUR (-)
Ask (Ask size)	- EUR (-)
Open	3.0973 EUR
High	3.0973 EUR
Low	3.0973 EUR
Close (prev. day)	3.0141 EUR
Underlying	OUTOKUMPU OYJ
Underlying price (date)	3.278 (24/08/07)
Settlement price (date)	3.10 (24/08/07)
Open Interest	0

Performance and Risk

	6m	1Y	3Y
Perf (%)	-20.55%	-	-
Perf (abs.)	-0.78	-	-
Beta	-	-	-
Volatility	26.27	-	-

Futures and Options

Related Futures	-
Related Options	-

5Y












Information about previous performance does not guarantee future performance.
Source: FactSet

Price data

Ø price 5 days Ø volume 5 days (pcs.)	3.0733 EUR (0)
Ø price 30 days Ø volume 30 days (pcs.)	3.2130 EUR (0)
Ø price 100 days Ø volume 100 days (pcs.)	3.5128 EUR (0)
Ø price 250 days Ø volume 250 days (pcs.)	- EUR (-)
YTD High date	4.0598 EUR (2024/01/02)
YTD Low date	3.0141 EUR (2024/08/06)
52 Weeks High date	- EUR (-)
52 Weeks Low date	- EUR (-)

Recent Research

on sector		on market	
Date		Headline	Download
2024/07/24		Global Equity Ratings	
2024/07/12		Global Equity Ratings	
2024/06/21		Global Equity Ratings	
2024/06/14		Global Equity Ratings	
2024/05/29		Global Equity Ratings	